



**ALPINE
COLLECTION**
ANDEAN WALNUT
EXTERIOR &
INTERIOR
PRODUCT
CATALOG
2006





EVERY ANDEAN WALNUT DOOR HAS IT'S OWN NATURALLY OCCURRING CHARACTER MARKINGS. NONE ARE ARTIFICIALLY CREATED - EACH DOOR IS "ONE OF A KIND".

THESE SAMPLES SHOW ENLARGEMENTS OF SOME OF THE CHARACTERISTICS WITH THE NATURE OF THIS WOOD (UNFINISHED AND FINISHED).

THE DISTRESSED BEAUTY MARKS APPEAR AT RANDOM AND TO VARYING DEGREES. THESE ARE NOT IN ALL PIECES.



THE FSC® ALPINE OPTIONS OFFERED IN THIS GUIDE ARE FROM CERTIFIED SOUTH AMERICAN WOODS. WOOD PRODUCTS CERTIFIED BY SMARTWOOD ARE RECOGNIZED AS COMING FROM "WELL-MANAGED" FORESTS ADHERING TO STRICT ENVIRONMENTAL AND SOCIOECONOMIC STANDARDS IN ACCORDANCE WITH THE PRINCIPLES AND CRITERIA OF THE FOREST STEWARDSHIP COUNCIL (FSC).

CERTIFIED BY SMARTWOOD
SW-COC-585

FSC TRADEMARK © 1996 FOREST STEWARDSHIP COUNCIL A.C.




ALPINE
TABLE OF
CONTENTS

	PERFECTLY IMPERFECT...NATURALLY	3
	GLASS, WOOD STAIN AND ACCESSORY OPTIONS	4
EXTERIOR DOORS - NO RAILS - ALL PLANKED	(A55 / A55-42 SERIES) ALL-PLANKED, NO RAIL - SQUARE, EYEBROW & FULL RADIUS TOP	5
EXTERIOR DOORS - CRAFTSMAN	NEW (A908-42 / A908-ER42 A74 / A748-42 SERIES) EYEBROW & SQUARE TOP RAIL CRAFTSMAN	6
EXTERIOR DOORS - SINGLE DOORS	(A75 / A758-42 SERIES) SQUARE TOP RAIL, 2-PANEL, FULL RADIUS TOP PANEL	7
	(A75RT / A758-RT 42 SERIES) FULL RADIUS TOP RAIL, 2-PANEL	8
	(A76 SERIES) SQUARE TOP RAIL, 2-PANEL, SQUARE-TOP PANEL	9
	(A79 SERIES) SQUARE TOP RAIL, 2-PANEL, EYEBROW RADIUS TOP PANEL	10
	(A79ER SERIES) EYEBROW RADIUS TOP RAIL, 2-PANEL	11
EXTERIOR DOORS - PAIRED DOORS	(A80 SERIES) PAIR DOORS - FULL RADIUS TOP RAIL	12
	(A81 SERIES) PAIR DOORS - SQUARE TOP RAIL, EYEBROW RADIUS TOP PANEL	13
	(A81ER SERIES) PAIR DOORS - EYEBROW RADIUS TOP RAIL, EYEBROW RADIUS TOP PANEL	14
INTERIOR DOORS	(A79 INTERIOR SERIES) SQUARE TOP RAIL, EYEBROW TOP PANEL	15
CYPRESS CREEK	(CYPRESS CREEK SERIES) SQUARE TOP FORGED IRON & IG UPPER PANEL	16
	(CYPRESS CREEK SERIES) SQUARE TOP FORGED IRON & IG UPPER PANEL	17



ALPINE
ANDEAN WALNUT



Unique, by nature. No two Alpine Collection doors are exactly alike—even those of the same style. What makes each door distinct is the wood. The Andean Walnut we chose for this collection retains all the characteristics that age and the elements gave it. The indentations and colorations are authentic, giving Alpine doors a rustic elegance that man cannot duplicate. The way the doors finish—and capture color—enhances their earthy beauty. As inviting to touch as they are to see, Alpine Collection exterior and interior doors have an identity all their own. Just like your home.

AS WITH ALL OTHER MAI DOOR PRODUCTS,
ALPINE COLLECTION DOORS ARE AVAILABLE
EXCLUSIVELY THROUGH MILLWORK SUPPLIERS.

ALPINE WOOD STAIN & ACCESSORY OPTIONS

Wood Stain Options

Chaparral



Saddle



Rawhide




Chappo



Rosewood



Bordeaux



St. Charles Decorative Glass IG



A758P-RT42 with optional clavos, straps and speakeasy with grill

ALPINE DOOR & GLASS OPTIONS

Versatility is the key for the Alpine Collection! Use these glass and accessory options to create your own style with an Alpine Door. Add the final touch with a stain option of your choice. The “imperfections” in Alpine are what make the unique character of these doors so highly desirable. Lighter stains show more character. Darker stains blend the overall appearance of the wood.



Set of Round Clavos on a lower *planked (P) panel



Square Speakeasy (SE) with door & grill



Full Radius Top SE open (inside)




Square Speakeasy (SE) with door & grill

*Planked panels can be added to any Alpine wood panel in a 2 - panel designed door (not the A74 and A55). (note “P” designation in model number).

OPTIONS & ACCESSORIES

Add these to customize your door!

- > Square or round clavos
- > 20" or 14" strap hinges
- > Fixed Window: square, eyebrow or full radius
- > Speakeasy (SE):
 - Operating Door: square, eyebrow or full radius
 - Grill over speakeasy
- > Cross Buck



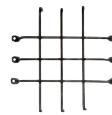
Planked (P) Grooved Panel



Clavos square & round



Straps 20" or 14"




Grill (SE)



Cross Buck



Speakeasy (SE)




Eyebrow Radius Door (SE) (outside)




Full Radius Door (SE) (inside)



Eyebrow Radius Fixed Glass (w/grill)



Full Radius Fixed Glass



Square Fixed Glass

A55 / A55-42 SERIES

FEATURES


Simple, yet elegant, the fully planked A55 doors are 2 1/4" thick by 36" wide in either 80" or 96" height. All are available in square, eyebrow arch, or full radius arch top designs.

The extra width in the A55-42 door adds a commanding statement to the A55 Series. These powerful doors are 2 1/4" thick by 42" wide in either 80" or 96" height and are also available in your choice of square, eyebrow radius, or full radius top designs.

- > Natural distressed features complement many architectural styles
- > Finishes beautifully in light or dark stain
- > Prefinishing & prehanging available



A55-42ER with optional straps, clavos and speakeasy with grill



6'8" A55-36 x 80 (shown)
8'0" A55-36 x 96

80"



96"

6'8" A55-36RT x 80
8'0" A55-36RT x 96 (shown)



6'8" A55-42ER x 80
8'0" A55-42ER x 96 (shown)

96"




96"

6'8" A55-36ER x 80
8'0" A55-36ER x 96 (shown)



6'8" A55-42RT x 80
8'0" A55-42RT x 96 (shown)
with optional fixed decorative glass window

96"




96"

6'8" A55-42 x 80
8'0" A55-42 x 96 (shown)

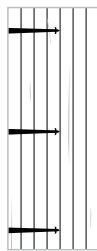
A55 OPTIONAL ACCESSORIES

Add these to customize your door!

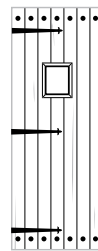
- > Square or round clavos
- > 20" or 14" strap hinges
- > Fixed Window: square, eyebrow or full radius
- > Speakeasy (SE):
 - Operating Door square eyebrow or full radius
 - Grill over speakeasy



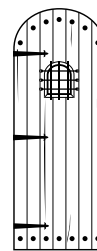
A55-36 x 8'0"



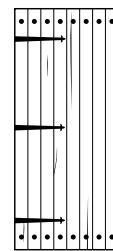
Add straps



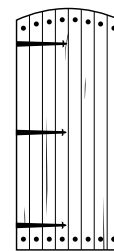
Add clavos, straps and speakeasy



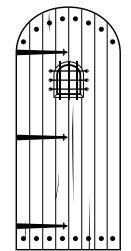
A55-36RT with straps, clavos and speakeasy with grill



A55-42 x 8'0" with straps and clavos



A55-42ER x 8'0" with straps and clavos



A55-42RT x 8'0" with straps, clavos and speakeasy with grill

New A908-42, A908-ER42 (shown)
2¼" thick x 42" wide in 96" height only



96"

NEW

**A908-42
A908-ER42**

**A74 / A748-42
SERIES**

FEATURES

Now you can be welcomed home to the warm straight-line design of Alpine Collection's Craftsman Style doors. Available in two heights and width options with optional dentil shelf, these doors combine the unique characteristics of Alpine's Andean Walnut with a style that has earned its own name: Arts and Crafts. Does your home ask for the Craftsman's touch?

- > A74 series doors are 1¾" thick x 36" wide in 80" & 96" heights
- > A748-42 doors are 2¼" thick x 42" wide in 96" height only
- > A74 series side lites are 1¾" thick x 14" wide x 81" & 97" heights (can trim to 12")
- > A748S-24 side lites are 1¾" thick x 24" wide x 97" tall
- > Natural distressed features compliment many architectural styles
- > Finishes beautifully in light or dark stain
- > Prefinishing & prechanging available



A74 with A74S side lites (shown)
A748-36 with A748S-14 side lites—8'0"

80"

81"



A74S
side lite



A748S-14
side lite

97"



A748S-24
side lite

97"



A748-42 door

96"

A75/A758-42 SERIES

FEATURES

Use these two-panel square top rail doors with full radius top panels to give the impression of a full radius. Available in standard 36" width and grand 42" widths. Side lites are available with all square top rail exterior doors. True Divided Lites (TDL) are offered with clear beveled, tempered insulated glass. Smooth or grooved panel options.

- A75 Series Doors are 1 3/4" x 36" x 80" & 96"
- Massive A758-42 Series Doors are 2 1/4" thick x 42" wide x 96" tall
- Side lites are 1 3/4" x 14" x 81" & 97" with all panels or TDL (can be trimmed to 12")
- Natural distressed features compliment many architectural styles
- Finishes beautifully in light or dark stain
- Popular square top full radius panel, two-panel door design
- Clear beveled, tempered insulated glass in upper panel for True Divided Lites
- Prefinishing & prehanging available

A75 OPTIONAL ACCESSORIES

Add these to customize your door!

- Square or round clavos
- 20" or 14" strap hinges
- Fixed Window: square, eyebrow or full radius
- Speakeasy (SE):
 - Operating Door: square, eyebrow or full radius
 - Grill over speakeasy
- Cross Buck

A75 — 6'8"(shown)
A758 — 8'0"



80"

96"

A758 — 8'0" (shown)
A75 — 6'8"



A75GP — 6'8" (shown)
A758GP — 8'0"



80"

96"

A758 — 8'0" (shown)
A75G — 6'8"



A75P with optional straps and square speakeasy (SE) door



81"

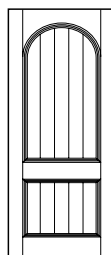
96"

A758-42 — 8'0"

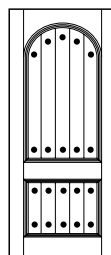
A76S-AP — 6'9" (shown) L.
A76G-S — 6'9" (shown) R.
(also available in 97" heights)



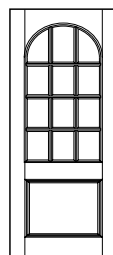
A76T five lite Transom
(for A75, A76 and A79 square top rail units)



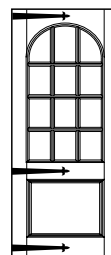
A758P-42 with grooved panels



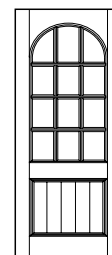
A758P-42 with grooved panels and clavos



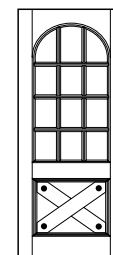
A758G-42 with lites (TDL)



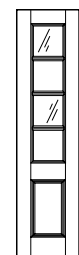
A758G-42 with lites, and straps



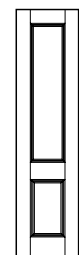
A758GP-42 with grooved panel & lites



A758GP-42 with lites and cross buck



A768G-S side lites



A768S-AP side lite

FULL RADIUS TOP RAIL, 2 PANEL, EXTERIOR DOORS

A758-RT — 8'0" (shown)
A75-RT — 6'8"



96"

80"

A75-RT — 6'8"(shown)
A758-RT — 8'0"



A758G-RT — 8'0" (shown)
A79G-RT — 6'8"



96"

80"

A75P-RT — 6'8" (shown)
A758-RT — 8'0"



A755G-RT42 — 8'0" only (96")
with optional cross buck



96"

80"

A75G-RT— 6'8" shown)
A758G-RT— 8'0"



**A75RT/
A758-RT42**

FEATURES

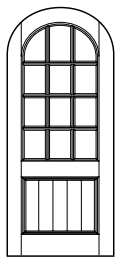
These two-panel full radius top rail doors with full radius top panel are for your fully arched entryways. Available in standard 36" width (A75-RT series) and grand 42" widths (A758-RT42 series). True Divided Lites (TDL) are offered with clear beveled, tempered insulated glass. Smooth or grooved panel options.

- > A75-RT Series Doors are 1 3/4" x 36" x 80" & 96"
- > Massive A758-RT42 Series Doors are 2 1/4" thick x 42" wide x 96" tall
- > Natural distressed features
- > Finishes beautifully in light or dark stain
- > Popular full radius top rail, two-panel & TDL door designs
- > Clear beveled, tempered insulated glass in upper panel for True Divided Lites
- > Prefinishing & prehanging available

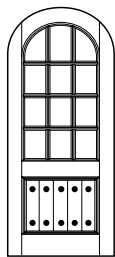
**A75 OPTIONAL
ACCESSORIES**

Add these to customize your door!

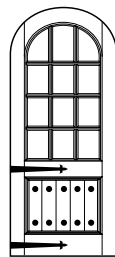
- > Square or round clavos
- > 20" or 14" strap hinges
- > Fixed Window: square, eyebrow or full radius
- > Speakeasy (SE):
 - Operating Door: square, eyebrow or full radius
 - Grill over speakeasy
- > Cross Buck



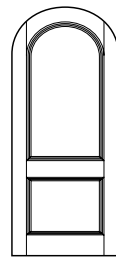
A758GP-RT42
with grooved
panel & lites



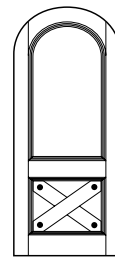
A758GP-RT42
with grooved
panel, clavos
and lites



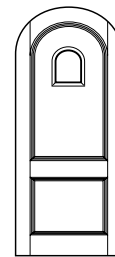
A758GP-RT42
with grooved
panel, straps,
clavos and lites



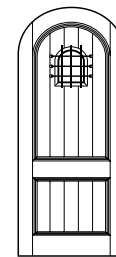
A758-RT42
with solid,
smooth panels



A758-RT42
with cross buck
and 4 clavos



A758-RT42
with full radius
speak easy



A758P-RT42
with grooved panels
and speak easy
with grill

A76 SERIES
FEATURES

These two-panel square top rail doors are a classic standard design. Side lites are available with all square top rail doors. True Divided Lites (IDL) are offered with clear beveled tempered insulated glass. Available in smooth or grooved panel options.

- > Doors are 1 3/4" x 36" x 80" & 96"
- > Side Lites are 1 3/4" x 14" x 81" & 97" in all wood panel or glass top options (can trim to 12")
- > Natural distressed features compliment many architectural styles
- > Finishes beautifully in light or dark stain
- > Square top panel, two-panel door design
- > Clear beveled, tempered insulated glass upper panel True Divided Lites (IDL)
- > Prefinishing & prehanging available.

A76GP — 6'8" (shown)
A768GP — 8'0"




80"

A768P — 8'0" (shown)
A76 — 6'8"



96"

A76P — 6'8" (shown)
A768 — 8'0"



80"

A768G — 8'0" (shown)
A76G — 6'8"



96"



A76P with optional
20" straps and square
speakeasy with door




80"

A76S-AP — 6'9"
A76G-S — 6'9" (shown)
(also available in 97" heights)



A768 with optional
square clavos and 14"
straps



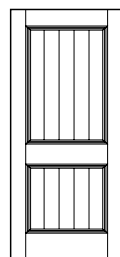
97"

A768S-AP — 8'1" (shown)
A76S-AP — 6'9"
Glass top option available

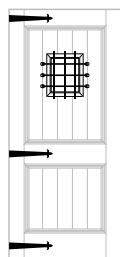
A76 OPTIONAL
ACCESSORIES

Add these to customize your door!


- > Square or round clavos
- > 20" or 14" strap hinges
- > Fixed Window: square, eyebrow or full radius
- > Speakeasy (SE):
 - Operating Door: square, eyebrow or full radius
 - Grill over speakeasy
- > Cross Buck



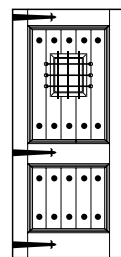
A76P



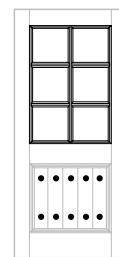
Add straps
or speakeasy with
grill



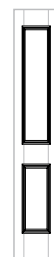
Add clavos



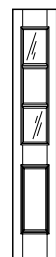
A76P
with straps, clavos
and speakeasy
with grill



Add clavos,
and lites



Add
A76S-AP
side lite(s)



Add
A76GS
side lite(s)

A798 — 8'0" (shown)
A79 — 6'8"



96"



80"

A79P — 6'8"(shown)
A798P — 8'0"

A798GP — 8'0" (shown)
A79GP-6'8"



96"



80"

A79G — 6'8" (shown)
A798G — 8'0"



A798P with optional square clavos and square speakeasy with door



A79P plus optional square speakeasy with fixed glass and grill



81"

A76G-S — 6'9" (shown)
A768G-S—8'1"
All wood option available

A768G-S — 8'1" shown)
A76G-S — 6'9"
All wood option available



97"

A79 SERIES FEATURES

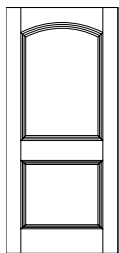
These highly popular two-panel square top rail doors with eyebrow arch top panel are available in both exterior and interior sizes (see page 15). Side lites are available with all square top rail doors. True Divided Lites (TDL) are offered with clear beveled tempered insulated glass. Available in smooth or grooved panel options.

- > A79 exterior doors are 1¾" x 36" x 80" & 96"
- > Side Lites are 1¾" x 14" x 81" & 97" in all wood panel or glass top options (can trim to 12")
- > Natural distressed features compliment many architectural styles
- > Finishes beautifully in light or dark stain
- > Popular arched top panel, two-panel door design
- > Clear beveled, tempered insulated glass upper panel True Divided Lites (TDL)
- > Prefinishing & prehangng available.

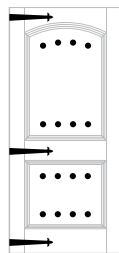
A79 OPTIONAL ACCESSORIES

Add these to customize your door!

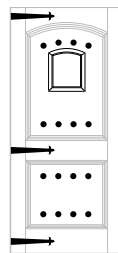
- > Square or round clavos
- > 20" or 14" strap hinges
- > Fixed Window: square, eyebrow or full radius
- > Speakeasy (SE):
 - Operating Door: square, eyebrow or full radius
 - Grill over speakeasy
- > Cross Buck



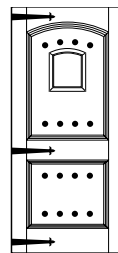
A79



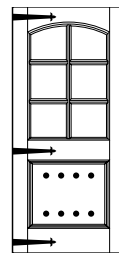
Add straps and clavos



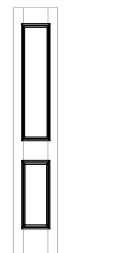
Add eyebrow radius top fixed glass (SE)



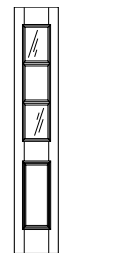
A79 with straps, clavos and eyebrow radius top, fixed glass



Add clavos, straps and lites



Add A76S-AP side lite(s)



Add A76GS side lite(s)

A79ER SERIES
FEATURES

These two-panel eyebrow radius top rail doors are a stately alternative to square top entryways. True Divided Lites (TDL) are offered with clear beveled, tempered insulated glass. Available in smooth or grooved panel options.

- > A79ER doors are 1¾" x 36" x 80" & 96"
- > Natural distressed features compliment many architectural styles
- > Finishes beautifully in light or dark stain
- > Popular eyebrow radius top rail with two wood panels or TDL design
- > Clear beveled, tempered insulated glass in upper panel for True Divided Lites
- > Prefinishing & prehangings available.



A79ER — 6'8"(shown)
A798ER — 8'0"

80"



A798P-ER — 8'0" (shown)
A79P-ER — 6'8"

96"



A79P-ER — 6'8" (shown)
A798P-ER — 8'0"

80"



A798GP-ER — 8'0" (shown)
A79GP-ER — 6'8"

96"



A79G-ER — 6'8" (shown)
A798G-ER — 8'0"

81"

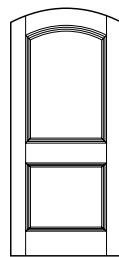


New
A798G-ER — 8'0"
(shown) with
A778S-ER
continuous radius
top unit
42" wide door
available
(8'0" only)

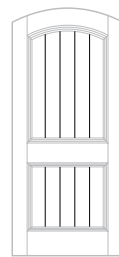
A79ER OPTIONAL
ACCESSORIES

Add these to customize your door!

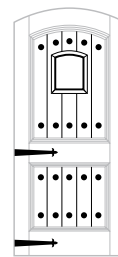
- > Square or round clavos
- > 20" or 14" strap hinges
- > Fixed Window: square, eyebrow or full radius
- > Speakeasy (SE):
 - Operating Door: square, eyebrow or full radius
 - Grill over speakeasy
- > Cross Buck



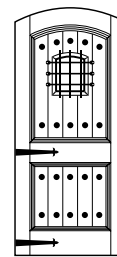
A79



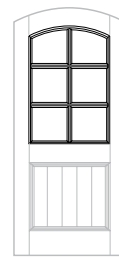
Add grooved panels



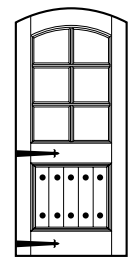
Add clavos, straps and eyebrow radius top speakeasy



A79P ER with grooved panels, straps, clavos and eyebrow radius speakeasy with grill



Add lites



With grooved panels, clavos, straps and lites



96"

A80P with optional grooved panels, clavos, hinge straps, speakeasy, grills and frame



A80 - Smooth panels



96"

A80G — Smooth panels with TDL and frame

A80 SERIES FEATURES


Paired to form a full radius top rail, these impressive two-panel doors are each 1¾" thick by 36" width in 96" height. True Divided Lites (TDL) are offered with clear beveled, tempered, insulated glass. Available in smooth or grooved panel options.

- Doors are 1¾" x 36" x 96"
- Natural distressed features compliment many architectural styles
- Finishes beautifully in light or dark stain
- Popular full radius top rail paired doors, two-panel design
- Clear beveled, tempered insulated glass in upper panel for True Divided Lites
- Prefinishing & prehanging available


A80 OPTIONAL ACCESSORIES

Add these to customize your door!


- Square or round clavos
- 20" or 14" strap hinges
- Fixed Window: square, eyebrow or full radius
- Speakeasy (SE):
 - Operating Door: square, eyebrow or full radius
 - Grill over speakeasy
- Cross Buck




A80 with speakeasy, grills and cross bucks



A80 with straps and clavos



A80GP with grooved panels and lites



A80GP with grooved panels, clavos and lites

A81– Smooth paired doors (framed)



96"



96"

A81GP – Grooved panel paired doors with TDL

A81 SERIES FEATURES


The beauty, style, and grandeur of Alpine's A81 Series pair doors will welcome you home. Your traditional square double-doors can now include complimenting paired eyebrow arch top panels. Each of these 8'0" doors are 36" wide. True Divided Lites (TDL) are offered with clear beveled, tempered insulated glass. Available in smooth or grooved panel options.

- > A81 Series Doors are 1 $\frac{3}{4}$ " x 36" x 96"
- > Natural distressed features compliment many architectural styles
- > Finishes beautifully in light or dark stain
- > Popular square top rail, two-panel, eyebrow arch top panel & TDL design
- > Clear beveled, tempered insulated glass in upper panel for True Divided Lites
- > Prefinishing & prehanging available

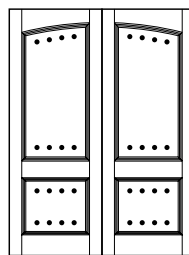
A81 OPTIONAL ACCESSORIES

Add these to customize your door!

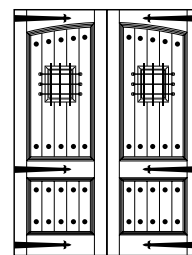
- > Square or round clavos
- > 20" or 14" strap hinges
- > Fixed Window: square, eyebrow or full radius
- > Speakeasy (SE):
 - Operating Door: square, eyebrow or full radius
 - Grill over speakeasy
- > Cross Buck



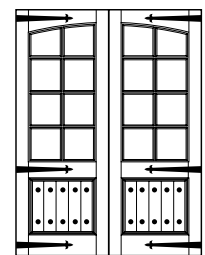
A81
with cross bucks



A81
with clavos



A81P
with grooved panels,
straps, clavos and speak-
easy with grills



A81GP
with straps, clavos
and lites



A81P-ER Grooved panels with optional hinge straps, clavos, and fixed window (framed)

96"



96"



A81-ER Smooth panel paired eyebrow radius doorway

A81G-ER — Smooth with TDL (framed)

A81ER SERIES FEATURES

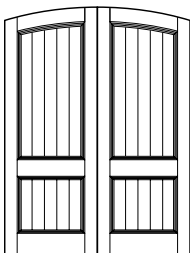
Gracefully tapered to form a complete eyebrow radius top rail, these two-panel pair doors are each 1 3/4" thick by 36" width in 96" height. True Divided Lites (TDL) are offered with clear beveled, tempered, insulated glass. Available in smooth or grooved panel options.

- > Doors are 1 3/4" x 36" x 96"
- > Natural distressed features compliment many architectural styles
- > Finishes beautifully in light or dark stain
- > Popular eyebrow radius top rail paired doors, two-panel design
- > Clear beveled, tempered insulated glass in upper panel for True Divided Lites
- > Prefinishing & prechanging available

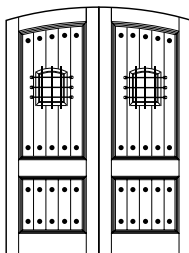
A81ER OPTIONAL ACCESSORIES

Add these to customize your door!

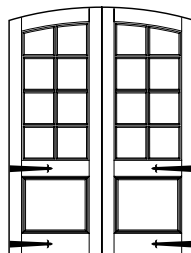
- > Square or round clavos
- > 20" or 14" strap hinges
- > Fixed Window: square, eyebrow or full radius
- > Speakeasy (SE):
 - Operating Door: square, eyebrow or full radius
 - Grill over speakeasy
- > Cross Buck




A81P-ER with grooved panels



A81P-ER with grooved panels, clavos and speakeasy with grill



A81G-ER with straps and lites



A81GP-ER with grooved panels and lites

A7924P - 6'8" (shown) 8'0" available



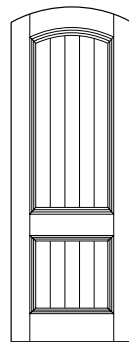
A79 INTERIOR FEATURES

Now you can bring these popular two-panel square top exterior doors inside the home to carry through the eyebrow arch top panel appearance. From closets to wine cellar, there's a door perfectly sized for your needs. Available with both smooth or grooved panels in both 6'8" and 8'0" heights.

- > Doors are 1 3/4" thick with nine width options in 80" & 96" heights
- > 12", 14", 16", 18", 24", 28", 30", 32", and 36" width options
- > Natural distressed features compliment many architectural styles
- > Finishes beautifully in light or dark stain
- > Popular square top eyebrow radius panel, two-panel door design
- > A79 interior doors are available with eyebrow radius top
- > Prefinishing & prehanging available

A79 INTERIOR OPTIONS

Accessory options available for some door widths can be seen on page 4.



A79830P-ER in 36" width with eyebrow radius top



A7910-ER in 12" width with eyebrow radius top

All widths, heights and panel options of our A79 series interior doors are available with eyebrow radius tops.

96"									
8'0"	A79830	A79828P	A79826	A79824P	A79820	A79816P	A79814	A79812P	A79810
6'8"	36" width A7930	x 32" A7928P	x 30" A7926	x 28" A7924P	x 24" A7920	x 18" A7916P	x 16" A7914	x 14" A7912P	x 12" A7910



A76GP-F1 with A765-F1 side Lites
(6/8 shown - 8/0 available)

80"



A76G-F1

80"



A76GP-F4 with A7685-F4 side Lites
(6/8 shown - 8/0 available)

80"

NEW
CYPRESS
CREEK
SERIES

This NEW addition to the Alpine line has forged iron design between flemish and tempered glass in the top panel. Forged iron is the ideal material to compliment the series. The look is also a good match for a wide range of building styles and can be used as exterior or interior doorways.

- > Doors are 1 3/4" thick by 36" width in 80" or 96"
- > Side lites are 1 3/4" by 14" wide in 81" & 97" heights
Side Lites can be trimmed to 10" width
- > Forged iron encased in Flemish / Clear tempered insulated glass (flemish to inside)
- > Pre-hanging and pre-finishing available
- > Most Alpine options available

CYPRESS
CREEK OPTIONAL
ACCESSORIES

Add these to customize your door!

- > Square or round clavos
- > 20" or 14" strap hinges
- > Cross Buck

NEW
CYPRESS
CREEK
SERIES

This is the 8 foot version of the Cypress Creek addition to the Alpine line with forged iron design sealed between flemish and tempered glass in the top panel. Forged iron is the ideal material to complement the series. The look is also a good match for a wide range of building styles and can be used for exterior or interior doorways.

- > Doors are 1 3/4" thick by 36" width in 80" or 96"
- > Side lites are 1 3/4" by 14" wide in 81" & 97" heights
Side Lites can be trimmed to 10" width
- > Forged iron encased in Flemish / Clear tempered insulated glass (flemish to inside)
- > Pre-hanging and pre-finishing available
- > Most Alpine options available



A768GP-F1



96"

A768GP-F1 with A768S-F1 side Lites
(8/0 shown - 6/8 available)



96"

A768GP-F4 with A768S-F4 side Lites
(8/0 shown - 6/8 available)

CYPRESS
CREEK OPTIONAL
ACCESSORIES


Add these to customize your door!

- > Square or round clavos
- > 20" or 14" strap hinges
- > Cross Buck





ALPINE
COLLECTION



IT'S ALL ABOUT THE WOOD

DISTRIBUTED BY:



Nothing Welcomes Like Wood™

800.394.6680

WWW.MAIDOORS.COM